

DualOx[®] (Pre-Engineered or Custom Catalytic Converters)

Reduce CO, NMHCs, VOCs & HAPs in Large Engines

Features:

- >> Up to 99% CO, NMHCs, VOCs and HAPs Emissions Reduction
- >> Resistance to Thermal and Mechanical Shock
- >> Ports for Monitoring Differential Pressure, Temperature and Emissions

Engines & Fuels:

- >> Gas and Diesel Engines (4-cycle and 2-cycle)
- >> Natural Gas >> LPG >> Propane
- >> Diesel >> Dual Fuel >> Biodiesel



Superior Catalyst Performance, Strength and Longevity

Our metal monoliths, which are thin-walled, stainless steel honeycomb supports, have a high cell density configuration that provides superior catalyst performance. The unique design and construction of Johnson Matthey catalysts reduces back pressure for fuel savings, reduces engine wear and extends catalyst life. Delivering the highest quality and durability, the metal substrate is resistant to:

- Thermal shock that is experienced during rapid start-up, shutdown and load changes
- Mechanical shock which occurs during prolonged engine operation and misfire
- Metallurgic erosion that is due to high gas flow and vibration

Johnson Matthey's 2-way oxidation catalysts have proven effective in reducing CO, NMHCs, VOCs and HAPs such as Acetaldehyde, Formaldehyde, Acrolein and Methanol.

DualOx[®] converters destroy up to 99% of these pollutants by converting them into environmentally safe nitrogen, carbon dioxide and water.



Johnson Matthey
Stationary Emissions Control

DualOx[®]

(Pre-Engineered or Custom Catalytic Converters)

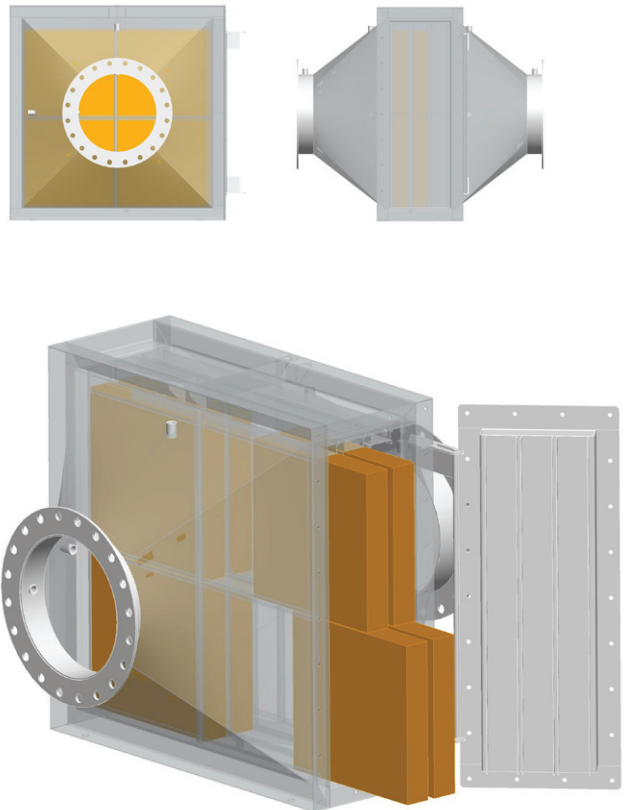
Up to 99% Reduction of NO_x, CO, NMHCs, VOCs & HAPs

Pre-Engineered Housing Design and Custom Capability

Johnson Matthey's pre-engineered housing designs and custom engineering capabilities set **DualOx** converters apart from the competition. To save you time, Johnson Matthey has developed **DualOx** systems in many pre-engineered sizes. Still, if your requirements call for customized sizing, Johnson Matthey can deliver the right **DualOx** for you. Simply provide your Johnson Matthey representative with application, flow characteristics, temperature and conversion requirements. Our experts will custom design a model that best meets your needs.

Easy Installation, Access and Service

If you want the easiest installation and access in a catalytic converter, **DualOx** is the choice for you. Its built-in enhancements make this a very maintenance-friendly product. Designed for easy access, **DualOx** converters require a minimum of effort for catalyst installation or service. For catalyst access, simply unbolt the hinged cover, slide each existing catalyst element out along its supporting track, remove and then slide in the replacement catalyst element. And for service, it doesn't get any better than the service that's available through authorized Johnson Matthey distributors.



No lifting devices needed for catalyst installation or service.



Johnson Matthey
Stationary Emissions Control

Suite 200, 400 Lapp Road, Malvern, PA 19355, USA

TEL: (484) 320-2136, FAX: (484) 320-2152

E-MAIL: info@jmsec.com

www.jmsec.com